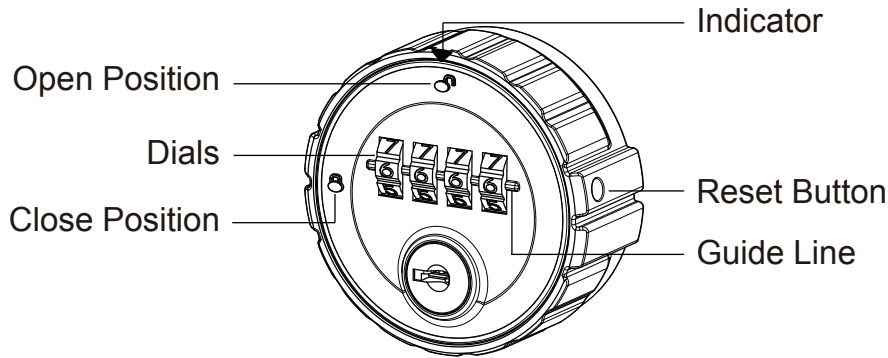


Operation Instruction



How to reset your combination

■ The factory preset combination is 0-0-0-0, even though the Dials may appear in other numbers.

1. Leave the Indicator at Open Position then turn the Dials at preset combination 0-0-0-0. (Fig. A)

2. Use a flat head screwdriver, turn Reset Button clockwise 90 degree. Then you can set the Dials to your own combination. (Fig. B)

3. Turn the Reset Button counterclockwise 90 degree, your lock is now ready to open at its new combination. (Fig. C)

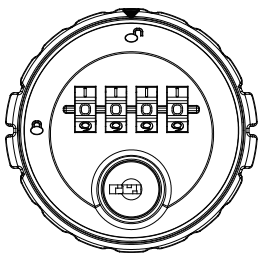


Fig. A

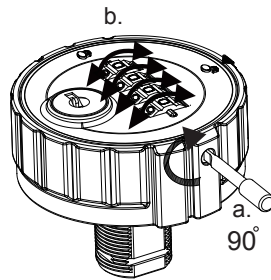


Fig. B

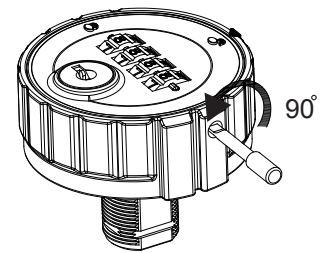


Fig. C

How to retrieve the forgot combination

1. Insert the Master Key when the Indicator is in Close Position. (Fig. D)

2. Turn the Master Key clockwise 90 degree. (Fig. E)

3. Gently rotate each Dial from left to right and from down to up until it stops. (Fig. F)

4. Turn the Master Key counterclockwise 90 degree then remove the key. (Fig. G) You can now keep using the retrieved combinations or reset your new desired numbers.




Fig. D

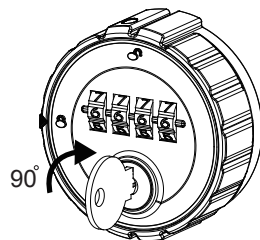


Fig. E

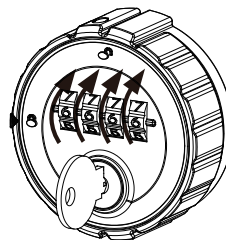


Fig. F

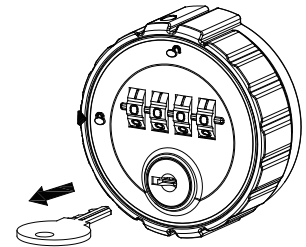


Fig. G

■ Always keep your secret combination in a safe and accessible place for future reference.